


Jules Verne

Journey to the Centre of the Earth



Audio CD




Jules Verne

Journey to the Centre of the Earth

Adaptation and activities by **Jennifer Gascoigne**

Illustrated by **Paolo D'Altan**



Editor: Daniela Penzavalle
Design and art direction: Nadia Maestri
Computer graphics: Carla Devoto, Simona Corniola
Picture research: Laura Lagomarsino

© 2011 Black Cat

First edition: January 2011

Picture credits:

Cideb Archive; De Agostini Picture Library: 4, 39-41, 63-67;
BUENA VISTA / Album: 6; Science Photo Library: 43;
Webphoto: 108.

All rights reserved. No part of this book may be reproduced, stored in a retrieval system, or transmitted, in any form or by any means, electronic, mechanical, photocopying, recording or otherwise, without the written permission of the publisher.

We would be happy to receive your comments and suggestions, and give you any other information concerning our material.

info@blackcat-cideb.com
blackcat-cideb.com

The Publisher is certified by



in compliance with the UNI EN ISO 9001:2008 standards for the activities of 'Design, production, distribution and sale of publishing products.'
(certificate no. 04.953)

ISBN 978-88-530-1094-0 Book + CD

Printed in Italy by Litoprint, Genoa

Contents

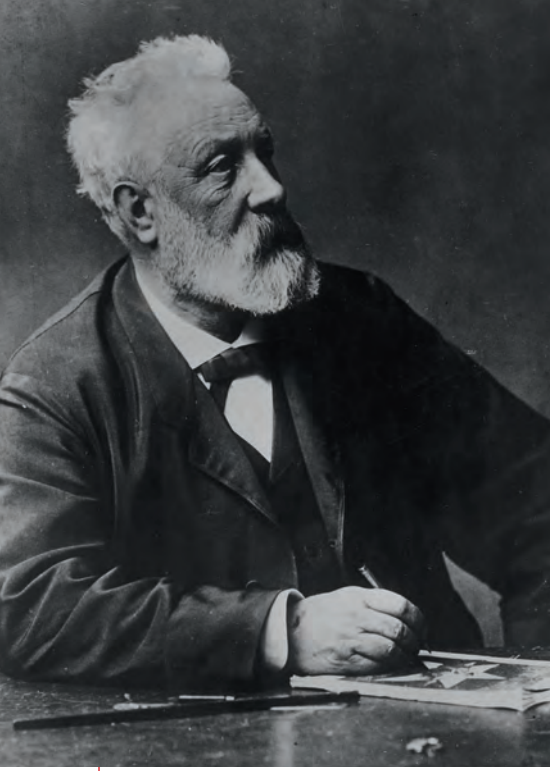


JULES VERNE: A TRUE INVENTOR AND VISIONARY		4
CHAPTER ONE	The Hidden Parchment	9
CHAPTER TWO	The Journey to Snæfells	25
CHAPTER THREE	The Descent into the Crater	33
CHAPTER FOUR	The Two Tunnels	46
CHAPTER FIVE	The Dark Labyrinth	56
CHAPTER SIX	The Granite Cave	70
CHAPTER SEVEN	The Voyage across the Sea	81
CHAPTER EIGHT	The Prehistoric Forest	91
CHAPTER NINE	The End of the Journey	99
DOSSIERS	Volcanoes	18
	Geological Time (Part 1)	39
	Geological Time (Part 2)	62
INTERNET PROJECTS		23, 68, 109
ACTIVITIES	8, 15, 24, 29, 37, 45, 52, 60, 69, 76, 80, 88, 96, 105	
AFTER READING		110
PET	Cambridge PET-style activities	15, 17, 29, 30, 52, 76, 77, 89, 96, 107
T: GRADES 4/5	Trinity-style activities	32, 107, 108

The text is recorded in full.



These symbols indicate the beginning and end of the passages linked to the listening activities.



Jules Verne: a True Inventor and Visionary ¹

The French author Jules Verne (1828-1905) is often called 'the father of science fiction'. This is because he wrote about space, air and underwater travel in his novels

before rockets, aeroplanes and submarines were invented. His characters travel long distances in hot air balloons, ² make journeys to the south and north poles and travel in space. None of this seems strange to us today but in the nineteenth century people could only imagine making journeys like these.

Jules was born in Nantes, in the west of France. He had three sisters and one younger brother, Paul. Jules and Paul were very good friends all their lives. When they were boys they liked to read travel magazines and invent journeys. They loved boats and taught themselves to sail. At twelve, Jules secretly got on a ship that was going to India. He wanted to work on the ship as the cabin boy but he was caught and taken home by his father. Afterwards he said, 'I will from now on travel only in my imagination.'

1. **visionary** : someone who has strong ideas about what the future might be like.

2. **hot air balloon** :



His father, who was a lawyer, wanted his son to take up the same profession so he sent him to Paris to study. However, Jules soon gave up his studies because he decided that he wanted to be a writer, not a lawyer. When his father heard this he refused to give him any more money so Jules was forced to try and make a living from his writing. In Paris he met the famous author Alexander Dumas (the author of *The Three Musketeers*), who gave him a lot of good advice on how to write well. At that time Jules had almost no money so he started going to the public library because it was free and he could keep warm. He read about natural science and technology and took lots of notes. He wrote a few magazine articles and also a play, which was performed in a theatre, but none of these brought him fame and fortune. He also wrote a story about a balloon journey to Africa but publishers didn't like it because it was 'too scientific'. His luck changed when he showed the story to the publisher Pierre-Jules Hetzel, who immediately recognised Verne's talent. He suggested rewriting the story and making the characters more modern and the plot more exciting. Verne did, and the story was published in 1863 as *Five Weeks in a Balloon*. It was an immediate success and made him a rich man.

Verne's next few books were also extremely successful: *Journey to the Centre of the Earth* (1864); *The Adventures of Captain Hatteras* (1866), a story about an expedition to the North Pole; *From the Earth to the Moon* (1865) and its sequel, *Round the Moon* (1870), in which three men are fired in a cannonball³ from an enormous cannon⁴ that lifts them out of the earth's gravity field and takes them close to the moon.

However, Verne's two most well known books are probably *Twenty*

3. cannonball :



4. cannon :





A scene from the film *Around the World in 80 Days* (2004).

Thousand Leagues under the Sea (1870), the story of the voyages of the submarine *Nautilus*, built and commanded by the mysterious Captain Nemo, and *Around the World in Eighty Days* (1873), the story of a successful bet⁵ made by an Englishman, Phileas Fogg.

Verne wrote about 80 novels in his life. He is the second most translated author of all time, after Agatha Christie, with 4,223 translations according to the UNESCO *Index Translationum*.

1 Comprehension check

Answer the following questions. Use short answers.

- 0 What kind of stories did Jules Verne write? Science fiction.....
- 1 What did Jules Verne study in Paris?
- 2 Where did he learn about science and technology?
- 3 Who helped him write his first successful story?

5. **bet** : an agreement in which you give someone money if what they predicted comes true.



CHAPTER ONE

The Hidden Parchment

It was Sunday, the 24th May, 1863. I was classifying¹ some rock crystals in the study when I heard the key turn in the door of our little house at No. 19 Königstrasse, one of the oldest houses in Hamburg. It was my uncle, Professor Otto Lidenbrock, the famous mineralogist.²

‘Axel!’ he shouted. ‘Where are you? I have something to show you.’

‘Oh no! More rock crystals for me to classify,’ I thought.

‘I’m in the study, Uncle,’ I shouted back.

However, instead of a box of rocks, he was carrying a big old book. He looked very excited.

‘Hello, Uncle,’ I said. ‘Have you bought a new book?’ My uncle was a fanatical³ collector of not only rocks but also books.

1. **classify** : put things in groups.
2. **mineralogist** : someone who studies minerals in rocks.
3. **fanatical** : extremely enthusiastic.



‘Yes, Axel, I have! A wonderful book! A really wonderful book!’
‘What’s it about, Uncle?’ I asked, although I wasn’t very interested.

‘It’s the history of the Norwegian princes who ruled Iceland,’ he replied. ‘It’s from the twelfth century and it’s written in Runes. ⁴ You know what they are, don’t you, Axel?’

‘Of course, Uncle,’ I said, rather annoyed. Did he think that he was the only person in the world who knew things? ‘They’re the characters of the old language of Iceland.’

‘That’s right, Axel! And what a magnificent language it was!’ My uncle knew a lot about the languages of the world. He spoke many fluently.

He opened the book and began turning the thick old pages. I went back to classifying the rock crystals.

Then something fell out of the book on the floor. It was a piece of old parchment. My uncle picked it up immediately and looked at it.

‘Axel!’ he cried excitedly. ‘Come here and look at this!’

He put the piece of parchment carefully on the table. His hands were shaking with excitement.



4. Runes : letters from an ancient alphabet.

The text and **beyond**

PET 1 **Comprehension check**

Read these sentences about Chapter One. Decide if each sentence is correct or incorrect. If it is correct, mark A. If it is not correct, mark B.

- | | A | B |
|---|--------------------------|--------------------------|
| 1 Axel helped Professor Lidenbrock with his work. | <input type="checkbox"/> | <input type="checkbox"/> |
| 2 Professor Lidenbrock's book was a story about a prince. | <input type="checkbox"/> | <input type="checkbox"/> |
| 3 The message wasn't written on a page of the book. | <input type="checkbox"/> | <input type="checkbox"/> |
| 4 Axel and the Professor didn't have dinner on Sunday evening. | <input type="checkbox"/> | <input type="checkbox"/> |
| 5 The Professor went out for breakfast the next morning. | <input type="checkbox"/> | <input type="checkbox"/> |
| 6 Axel wanted to go to the centre of the Earth with his uncle. | <input type="checkbox"/> | <input type="checkbox"/> |
| 7 The Professor wanted to leave for Iceland as soon as possible. | <input type="checkbox"/> | <input type="checkbox"/> |
| 8 Axel and his uncle were going to stop in Denmark on their way to Iceland. | <input type="checkbox"/> | <input type="checkbox"/> |

2 **Characters**

A Which words could describe Axel and which could describe the Professor? Put A for Axel and P for Professor, or A/P for both.

- | | |
|---|---|
| 1 <input type="checkbox"/> <input type="checkbox"/> adventurous | 6 <input type="checkbox"/> <input type="checkbox"/> lazy |
| 2 <input type="checkbox"/> <input type="checkbox"/> calm | 7 <input type="checkbox"/> <input type="checkbox"/> middle-aged |
| 3 <input type="checkbox"/> <input type="checkbox"/> clever | 8 <input type="checkbox"/> <input type="checkbox"/> selfish |
| 4 <input type="checkbox"/> <input type="checkbox"/> curious | 9 <input type="checkbox"/> <input type="checkbox"/> thin |
| 5 <input type="checkbox"/> <input type="checkbox"/> impatient | 10 <input type="checkbox"/> <input type="checkbox"/> young |

B Explain your answers to a partner.

3 Decipher the code!

The same message is hidden in these three different codes. Can you decipher them and discover the message?

























1 Nvvg nv glmrtsg zg mrmv

2 13 5 5 20 13 5 20 15 14 9 7 8 20 1 20 14 9 14 5

3 □*✱✱ □* ✱❖✱❖❖❖ ❖❖❖❖ ❖❖❖❖ ❖❖❖❖ ❖❖❖❖

.....

4 The Elder Futhark alphabet

							
f	u	th	a	r	k	g	w
							
h	n	i	j	ae	p	z	s
							
t	b	e	m	l	ng	d	o

A Write the message in exercise 3 in Runes.

.....

B Write your name in Runes.

.....

5 Match the characters to the alphabets they come from.

A ✱ B ツ C ۞

1 Japanese 2 Russian 3 Urdu