

LOGICO[®]

PICCOLO

6-8

anys

Direcció, posició i moviment

Autoexplicatiu
i fàcil d'utilitzar


Aprenentatge
visual i
manipulatiu

Motivació
i recerca
de reptes

S'adapta a
totes les
necessitats
i capacitats

Fomenta l'èxit
i l'autoestima


Jocs
autocorrectius



 Vicenes Vives

COM UTILITZAR LOGICO

1



Introdueix una fitxa al suport, de manera que el botons hi quedin a la part inferior.

2



Cada exercici té un color determinat. Busca el botó d'aquest color i desplaça'l fins a la resposta que creguis que és la correcta.

3



Un cop resolt tots els exercicis, gira la fitxa i comprova si hi coincideixen els colors.






Autora:
Susanne Kortmann






Il·lustrat per:
Barbara Stachuletz

Ajuda els infants a trobar el camí de casa.



1

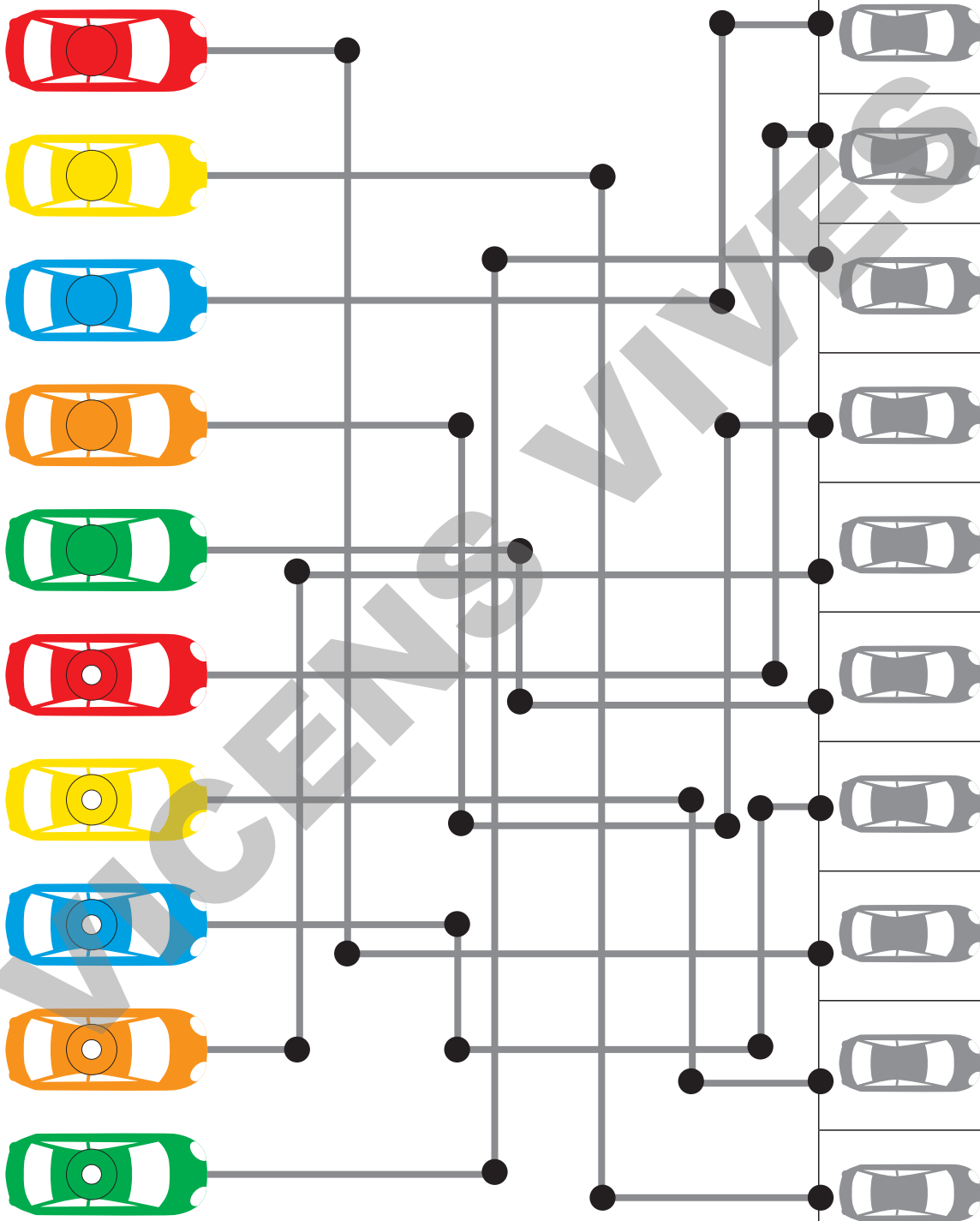


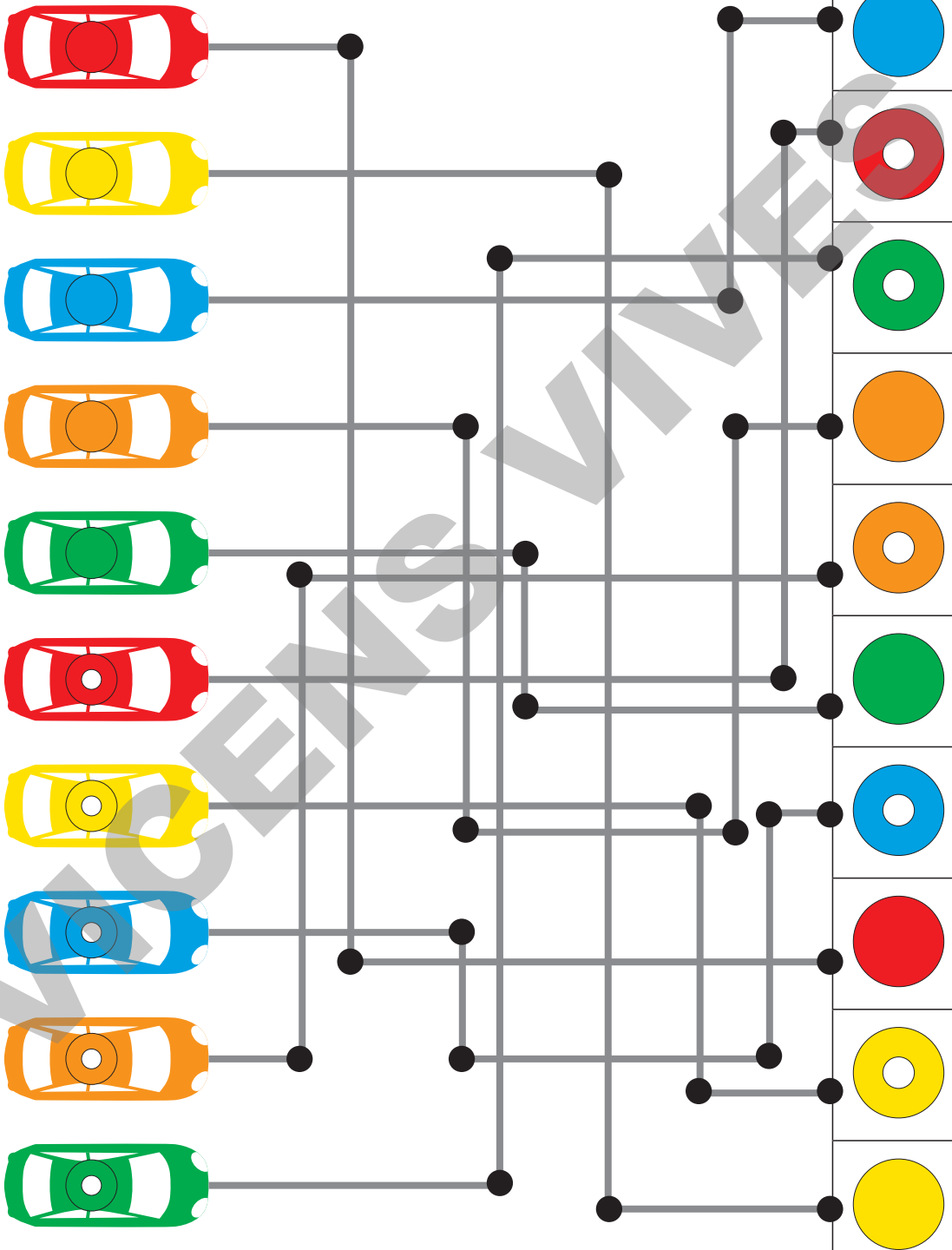



Troba la plaça d'aparcament de cada cotxe.



2




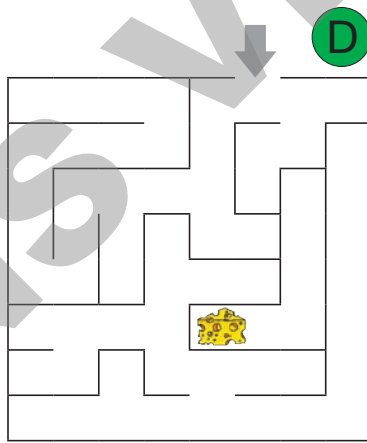
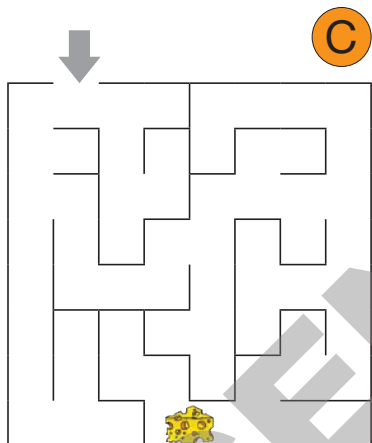
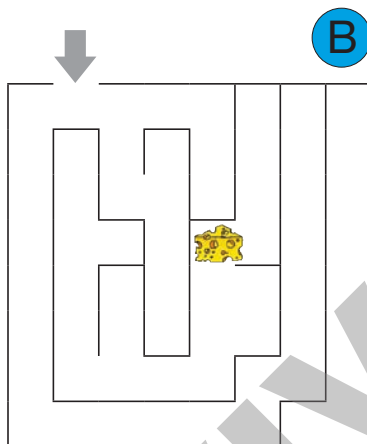
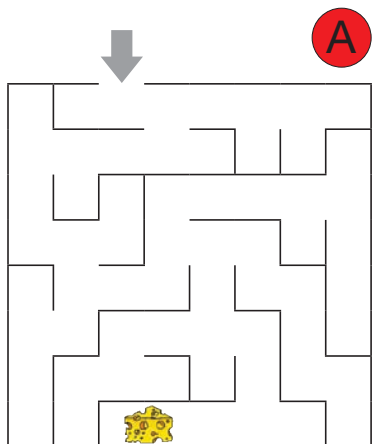




Segueix el camí a través dels laberints i descobreix si el ratolí aconseguirà el formatge.



4



	Sí
A	No
	Sí
B	No
	Sí
C	No
	Sí
D	No
	Sí
E	No



Sí **A**

No **B**

Sí **C**

No **D**

Sí **E**

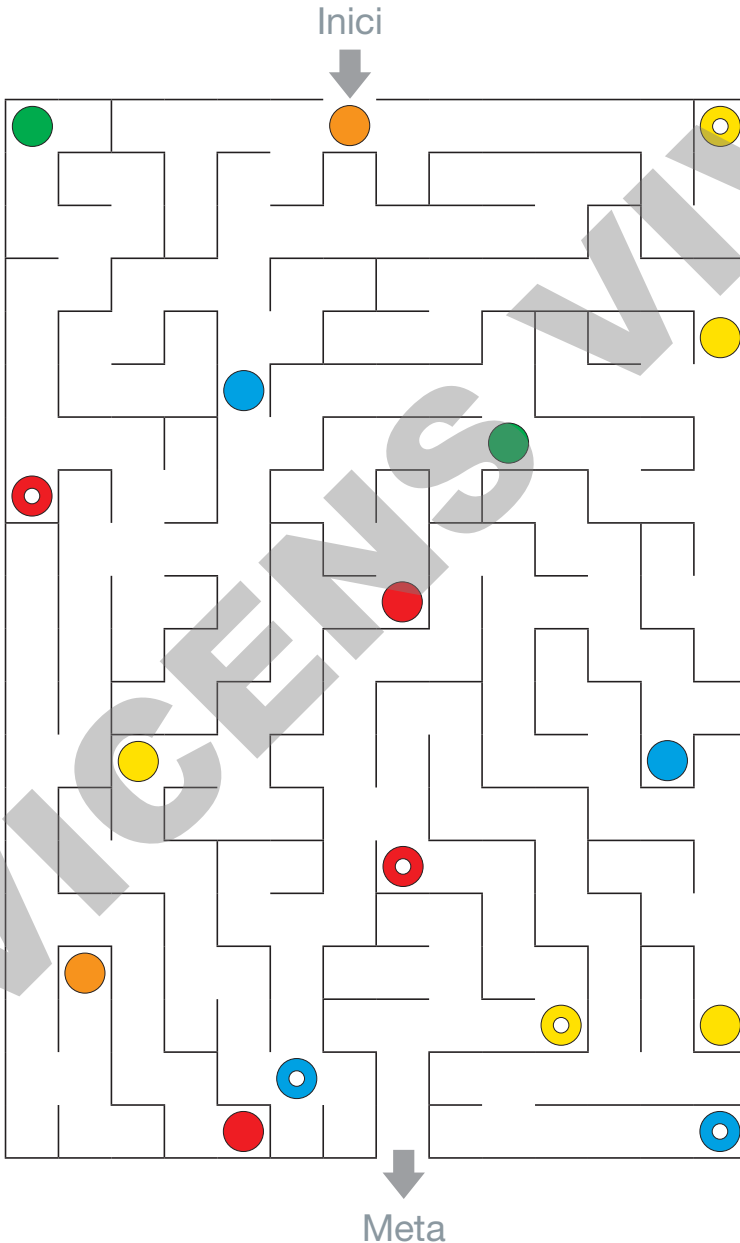


Troba el camí que va des de l'inici fins a la meta.



5

Recull 8 punts de color pel camí des de l'inici fins a la meta. Fes lliscar el botó del color corresponent al lloc correcte (1r, 2n, 3r...). No pots fer la mateixa ruta dues vegades. Atenció! No tots els punts de color són al camí.



1r

2n

3r

4t

5è

6è

7è

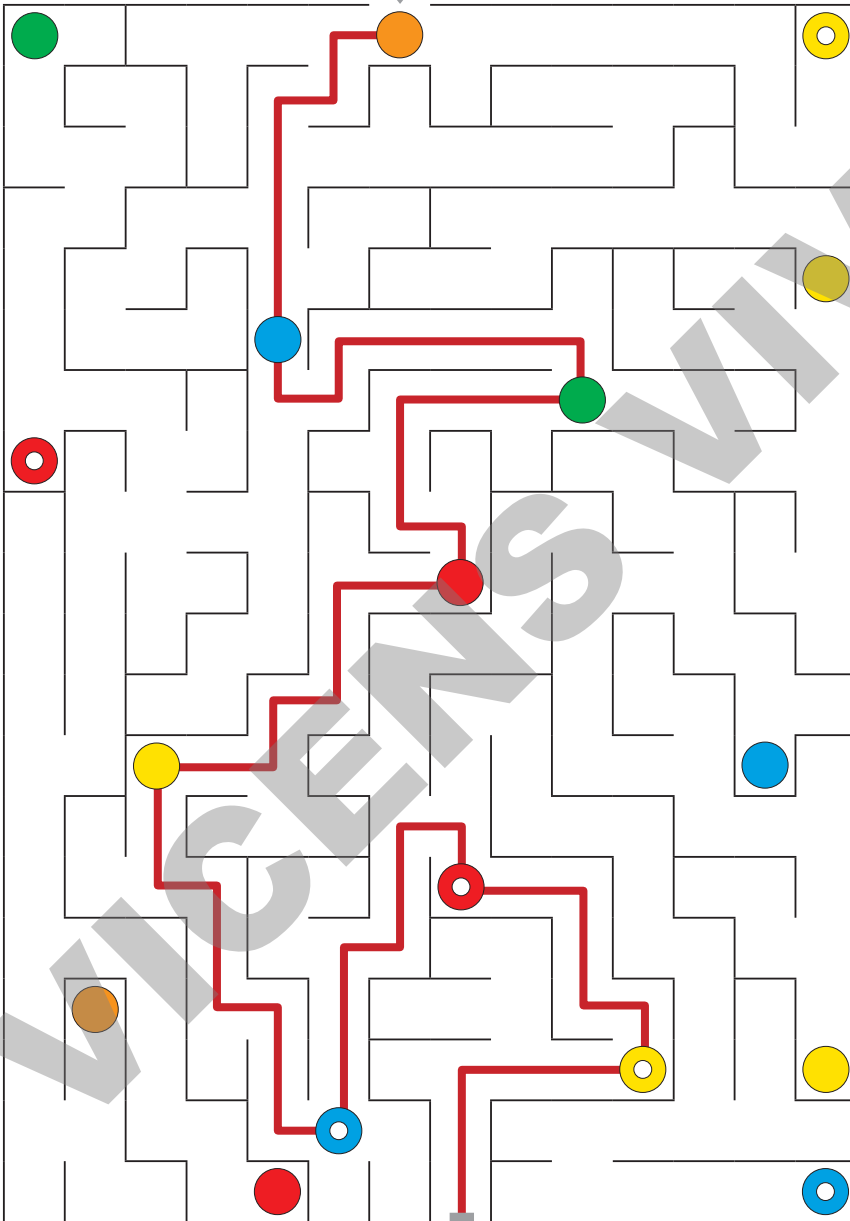
8è





5

Inici



Meta

1r




2n




3r



4t



5è




6è



7è



8è




Troba el camí que va des de l'inici fins a la meta.



6

Recull 10 punts de color pel camí des de l'inici fins a la meta. Fes lliscar el botó del color corresponent al lloc correcte (1r, 2n, 3r...). No pots fer la mateixa ruta dues vegades. Atenció! No tots els punts de color són al camí.



1r

2n

3r

4t

5è

6è

7è

8è

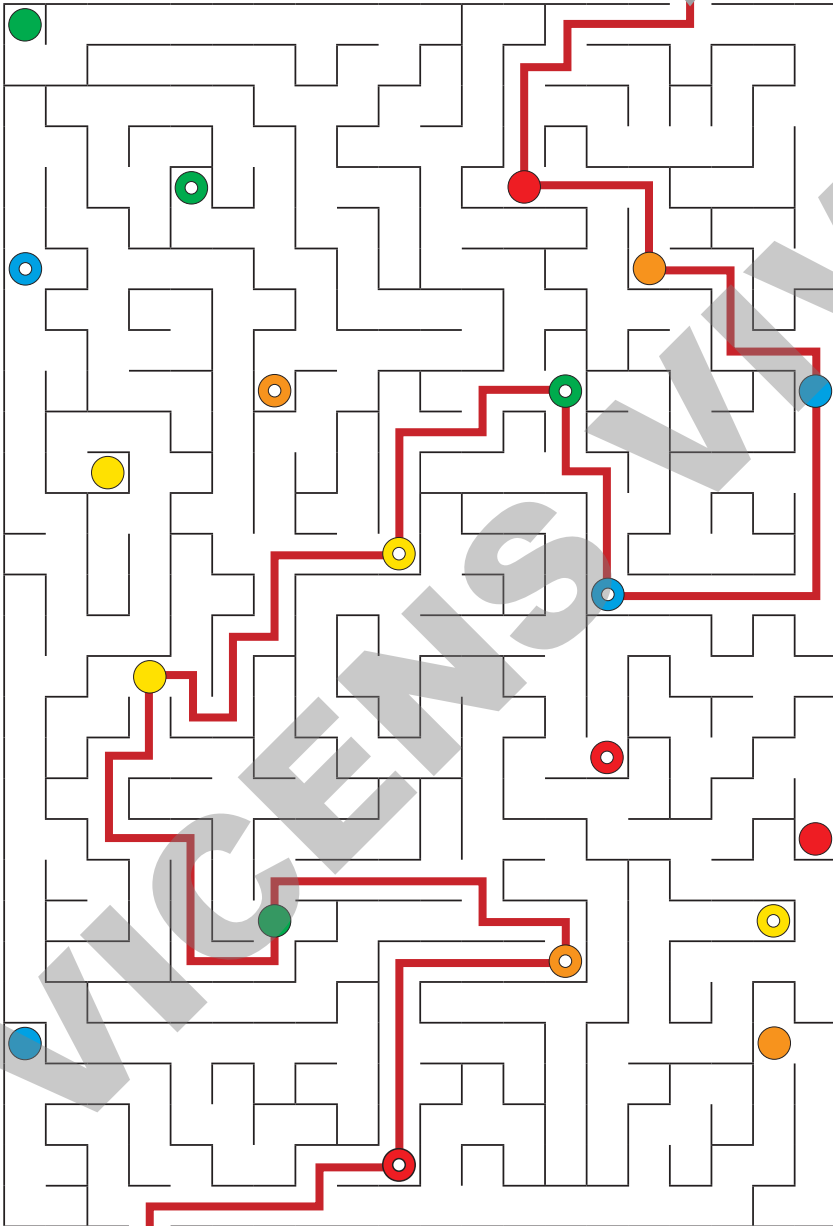
9è

10è

Meta



Inici



Meta

1r



2n



3r




4t




5è



6è



7è



8è



9è




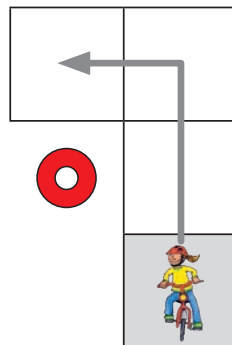
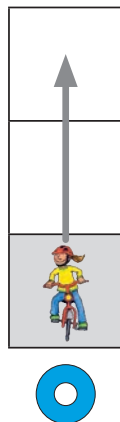
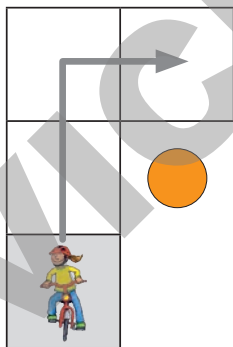
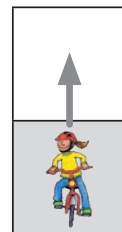
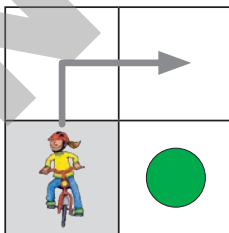

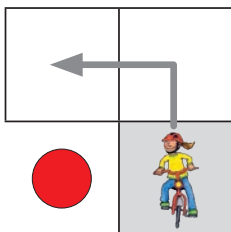
10è



A qui va a visitar l'Anna? Segueix les indicacions per descobrir-ho.



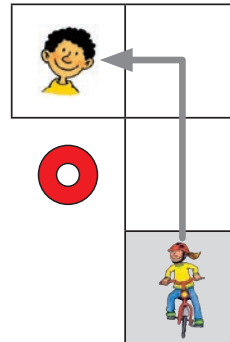
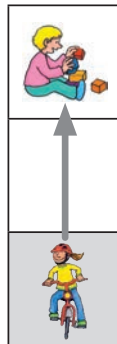

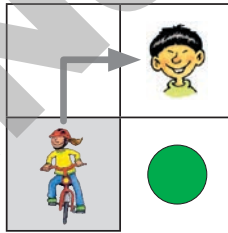
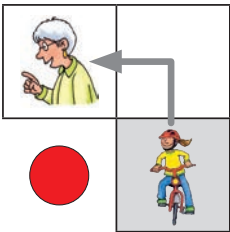
7





	<p>Anna</p>	






















-
-
-
-
-
-
-
-
-
-
-

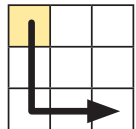
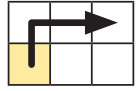
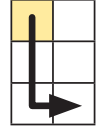
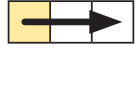
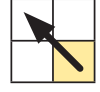


Troba el camí des de l'entrada del zoològic fins a cada animal.























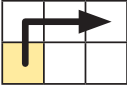


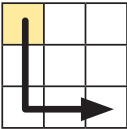







8





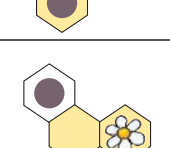
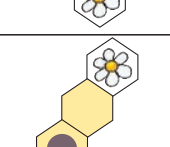
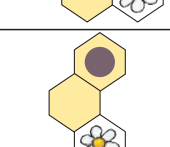
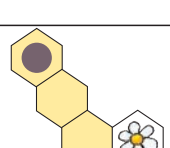
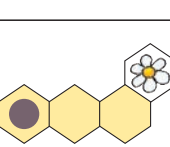
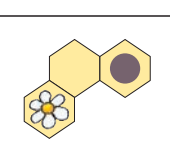
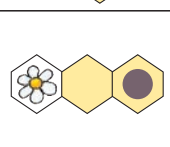
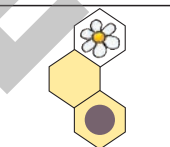
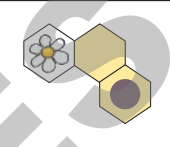
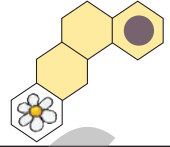
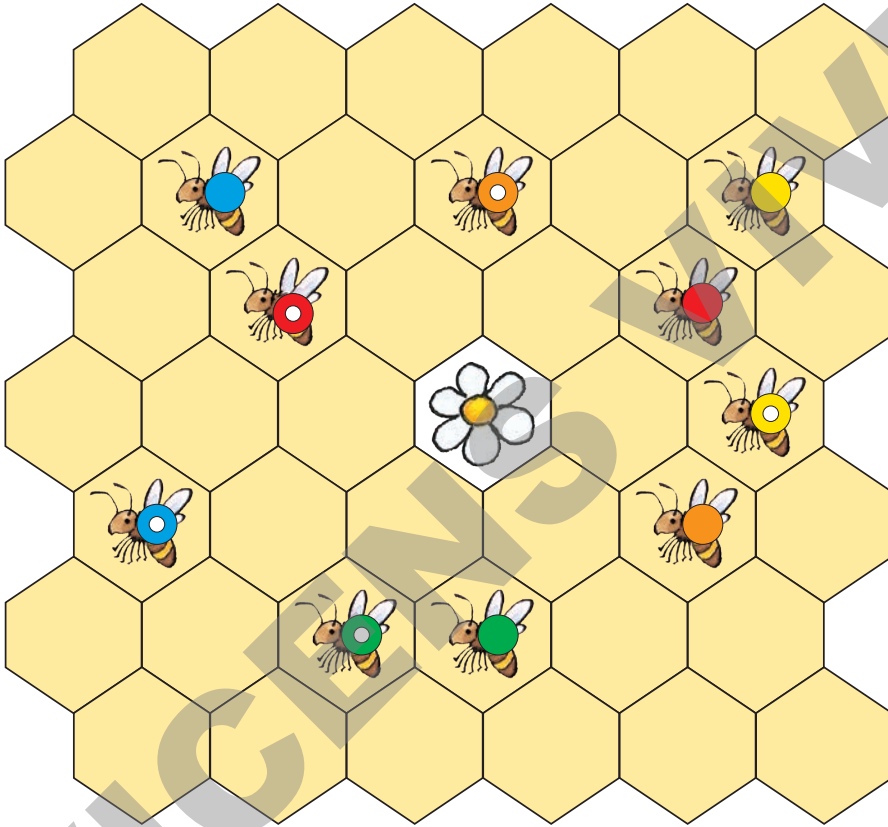
			
			
			
			

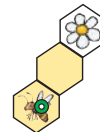

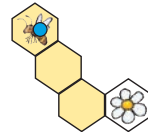
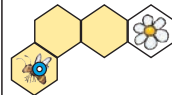
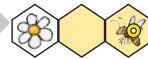
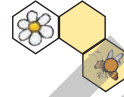
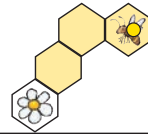
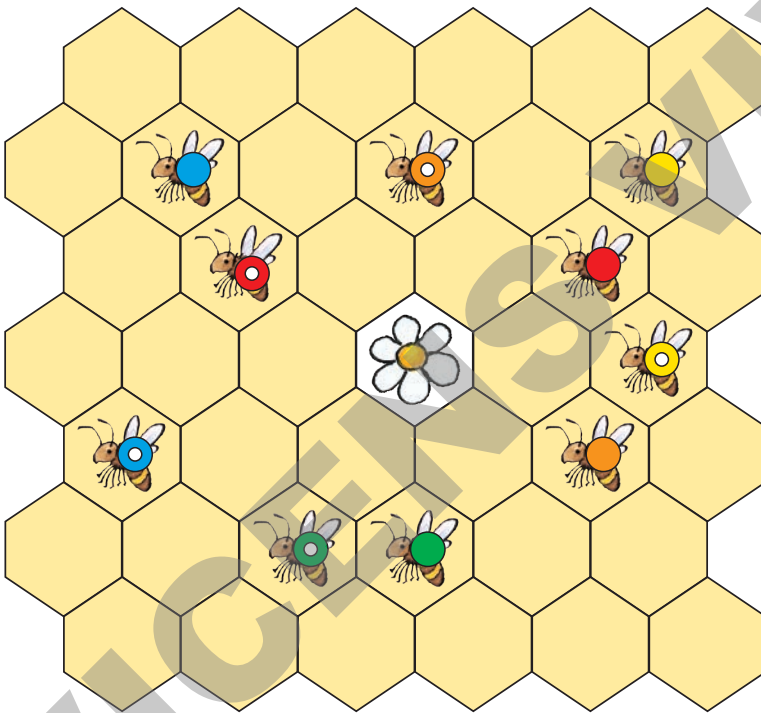
		
		
		
		
		
		
		
		
		
		

Troba el camí correcte des de cada abella fins a la flor.



9








Fixa't en el model i descobreix la direcció cap a la qual s'han mogut els vehicles.






10



		









		
		






		
		






		
		






		
		






		






		
		







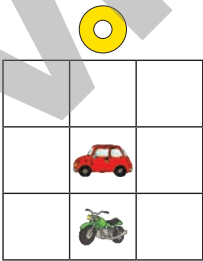
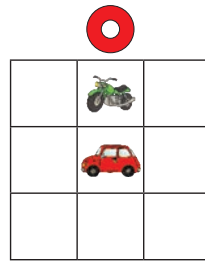
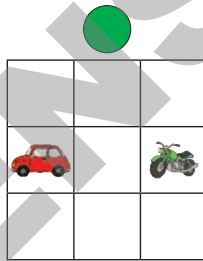
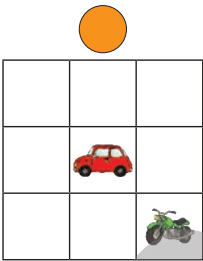
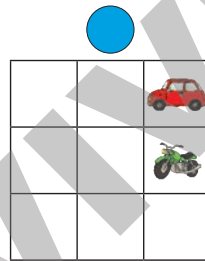

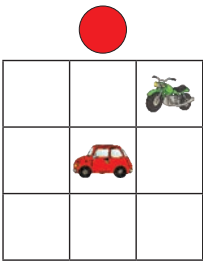





		
		









		
		




Fixa't en el model i descobreix la direcció cap a la qual s'han mogut les fruites.








11





		
		
		


















		
		
		









		
		
		











		
		
		








		
		
		








		
		
		











		
		
		

































Fixa't en el model i descobreix la direcció cap a la qual s'han mogut els animals.







12




		
		
		


	
↓	→
	
↑	←
	
→	↑







		
		
		







		
		







		
		
		


	
↑	↑




	
→	→


	
↓	↑








		
		






		
		
		







		
		




	
↓	↑


	
↓	↑








		
		




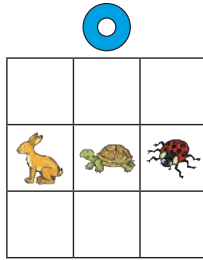
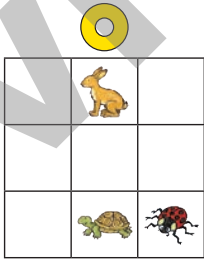

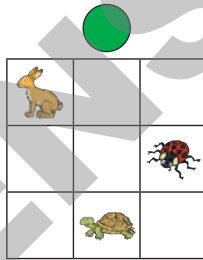

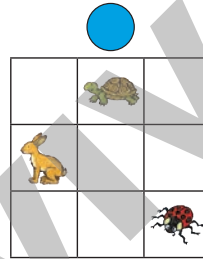

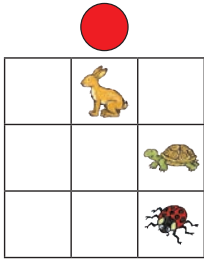




		









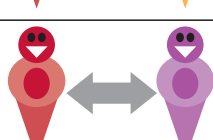
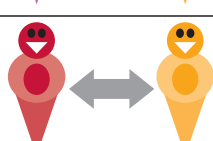
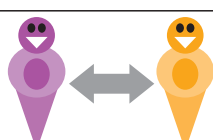
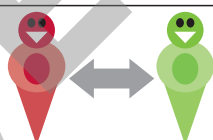

		
		

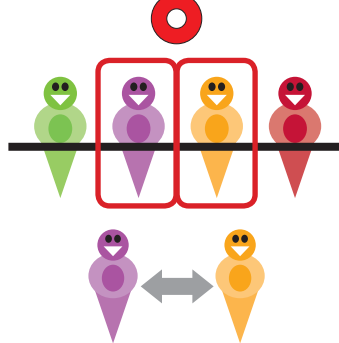
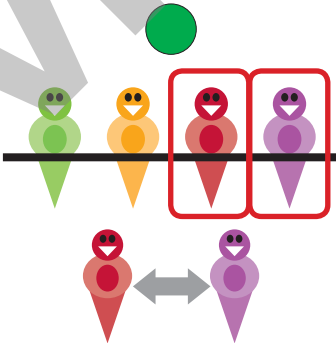
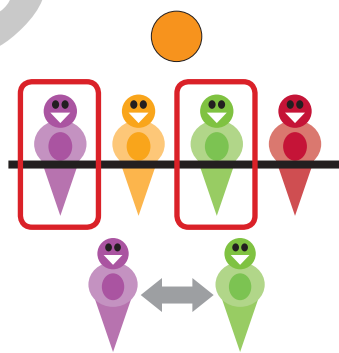
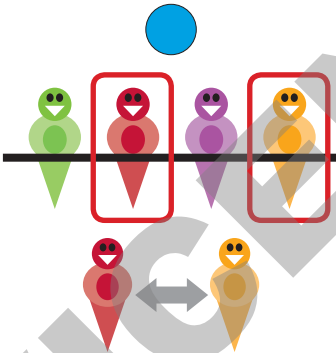
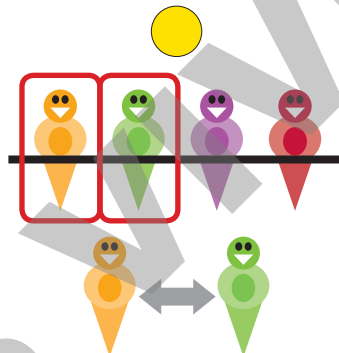
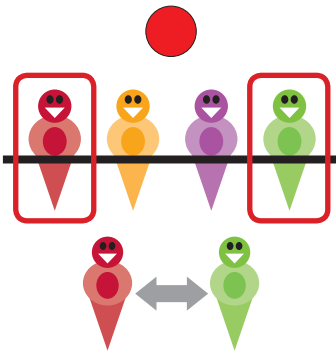




	
→	↓








Fixa't en el model i descobreix quins ocells han canviat de lloc.










Fixa't en el model i descobreix quins peixos han canviat de lloc.





A series of nine rows, each containing a colored circle on the left, a sequence of five fish, and a pair of fish with a double-headed arrow between them. In each row, two fish are enclosed in red boxes, and the arrow indicates a swap between them.

- Row 1: Red circle, fish (red, green, yellow, blue, purple), arrow between green and yellow fish.
- Row 2: Yellow circle, fish (red, yellow, purple, blue, green), arrow between purple and green fish.
- Row 3: Blue circle, fish (yellow, red, green, blue, purple), arrow between yellow and red fish.
- Row 4: Orange circle, fish (red, yellow, blue, green, purple), arrow between blue and green fish.
- Row 5: Green circle, fish (red, yellow, green, purple, blue), arrow between purple and blue fish.
- Row 6: Red ring, fish (green, yellow, red, blue, purple), arrow between green and red fish.
- Row 7: Yellow ring, fish (red, blue, green, yellow, purple), arrow between blue and yellow fish.
- Row 8: Blue ring, fish (purple, yellow, green, blue, red), arrow between purple and red fish.



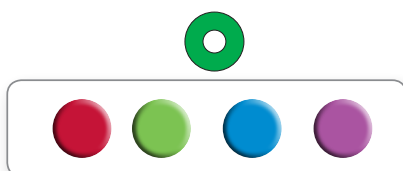
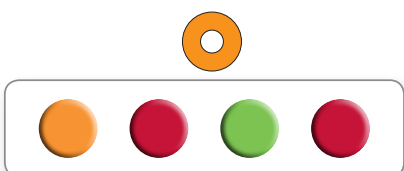
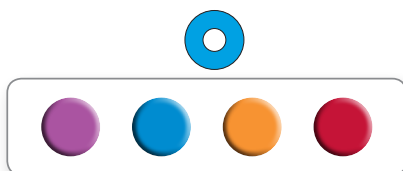


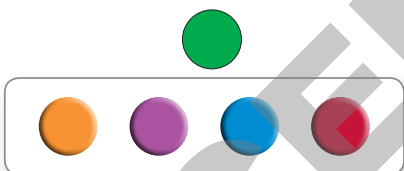
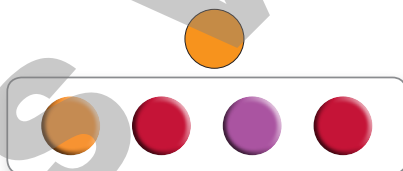
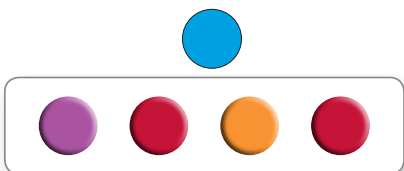
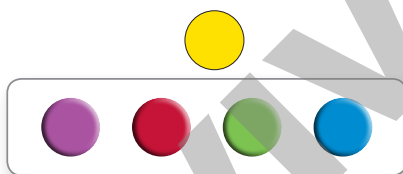
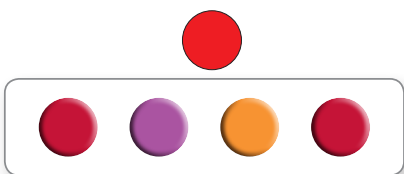
Cada lletra correspon a un color. Quines paraules s'han format en cada cas?



15



CADIRA



DRAC

CRIA

ARCA

CARA

CARD

RADI

RICA


RACA

CADA

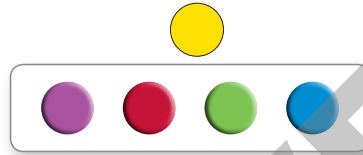
ADIR



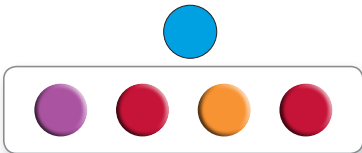
CADIRA



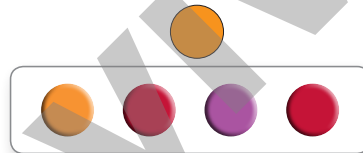
ARCA



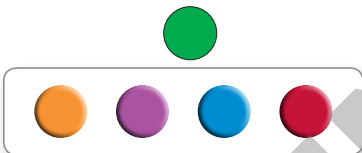
RADI




RACA



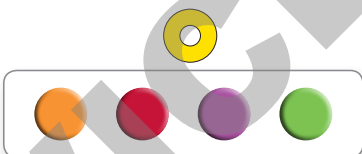
CARA



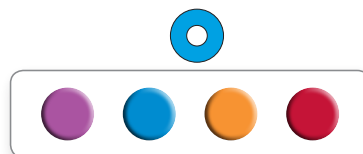
CRIA



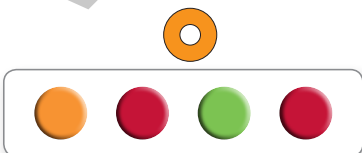
DRAC




CARD







RICA



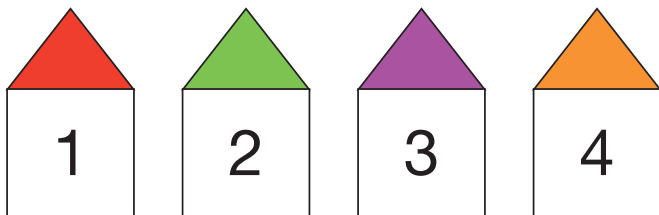
CADA



ADIR



A cada casa hi ha un nombre i la teulada és d'un color. Relaciona-les.



	1	3	2	4
	4	1	3	2
	2	1	4	3
	3	1	2	4
	1	2	4	3
	3	2	1	4
	4	3	2	1
	3	4	1	2
	2	1	3	4
	4	1	2	3



	 1	 3	 2	 4
	 4	 1	 3	 2
	 2	 1	 4	 3
	 3	 1	 2	 4
	 1	 2	 4	 3
	 3	 2	 1	 4
	 4	 3	 2	 1
	 3	 4	 1	 2
	 2	 1	 3	 4
	 4	 1	 2	 3

 1	 2	 3	 4
-------	-------	-------	-------

Nom: _____

Edat: _____ Data: _____

Fitxa	Encerts	Contingut
1	<input type="radio"/>	Identificació visual de línies sobreposades.
2	<input type="radio"/>	Identificació visual de línies sobreposades.
3	<input type="radio"/>	Identificació visual de línies sobreposades i memorització de dos objectes.
4	<input type="radio"/>	Identificació d'un camí a través d'un laberint.
5	<input type="radio"/>	Identificació d'un camí a través d'un laberint.
6	<input type="radio"/>	Identificació d'un camí a través d'un laberint.
7	<input type="radio"/>	Associació de representacions amb camins en una quadrícula.
8	<input type="radio"/>	Associació de representacions amb camins en una quadrícula.
9	<input type="radio"/>	Associació de representacions amb camins en una quadrícula.
10	<input type="radio"/>	Reconeixement de la direcció i posició en una quadrícula.
11	<input type="radio"/>	Reconeixement de la direcció i posició en una quadrícula.
12	<input type="radio"/>	Reconeixement de la direcció i posició en una quadrícula.
13	<input type="radio"/>	Identificació de la posició.
14	<input type="radio"/>	Identificació de la posició.
15	<input type="radio"/>	Reconeixement de lletres per color i posició per formar paraules noves.
16	<input type="radio"/>	Reconeixement de colors per nombre i posició.

Nota: aquesta plantilla és un suggeriment per registrar els encerts de les fitxes que realitza l'alumnat.

Fitxa	Instruccions	Contingut de la fitxa
1	Ajuda els infants a trobar el camí de casa.	Identificació visual de línies sobreposades.
2	Troba la plaça d'aparcament de cada cotxe.	Identificació visual de línies sobreposades.
3	Recull els articles que trobaràs al llarg de cada camí.	Identificació visual de línies sobreposades i memorització de dos objectes.
4	Segueix el camí a través dels laberints i descobreix si el ratolí aconsegueix el formatge.	Identificació d'un camí a través d'un laberint.
5	Troba el camí que va des de l'inici fins a la meta.	Identificació d'un camí a través d'un laberint.
6	Troba el camí que va des de l'inici fins a la meta.	Identificació d'un camí a través d'un laberint.
7	A qui va a visitar l'Anna? Segueix les indicacions per descobrir-ho.	Associació de representacions amb camins en una quadrícula.
8	Troba el camí des de l'entrada del zoològic fins a cada animal.	Associació de representacions amb camins en una quadrícula.
9	Troba el camí correcte des de cada abella fins a la flor.	Associació de representacions amb camins en una quadrícula.
10	Fixa't en el model i descobreix la direcció cap a la qual s'han mogut els vehicles.	Reconeixement de la direcció i posició en una quadrícula.
11	Fixa't en el model i descobreix la direcció cap a la qual s'han mogut les fruites.	Reconeixement de la direcció i posició en una quadrícula.
12	Fixa't en el model i descobreix la direcció cap a la qual s'han mogut els animals.	Reconeixement de la direcció i posició en una quadrícula.
13	Fixa't en el model i descobreix quins ocells han canviat de lloc.	Identificació de la posició.
14	Fixa't en el model i descobreix quins peixos han canviat de lloc.	Identificació de la posició.
15	Cada lletra correspon a un color. Quines paraules s'han format en cada cas?	Reconeixement de lletres per color i posició per formar paraules noves.
16	A cada casa hi ha un nombre i la teulada és d'un color. Relaciona-les.	Reconeixement de colors per nombre i posició.

© Finken-Verlag, Oberursel/ Germany.

© EDITORIAL VICENS VIVES, S.A.

Sobre aquesta edició segons l'art. 8 del Reial Decret Legislatiu 1/1996.

Primera edició, 2024/ 1 2 3 4/ DL B 13.630-2024/ ISBN: 978-84-1193-856-3/ Núm. d'Ordre V.V.: UR48.

Reservats tots els drets. Prohibida la reproducció total o parcial.

IMPRES A ESPANYA. PRINTED IN SPAIN.

